CONEXIS

| Power distribution system

confurn
living solutions

CONEXIS | Power distribution system

| CONNECT
| EXTEND
| INTEGRATE
| SYSTEMISE

confurn
living solutions

CONEXIS – Electrification with system

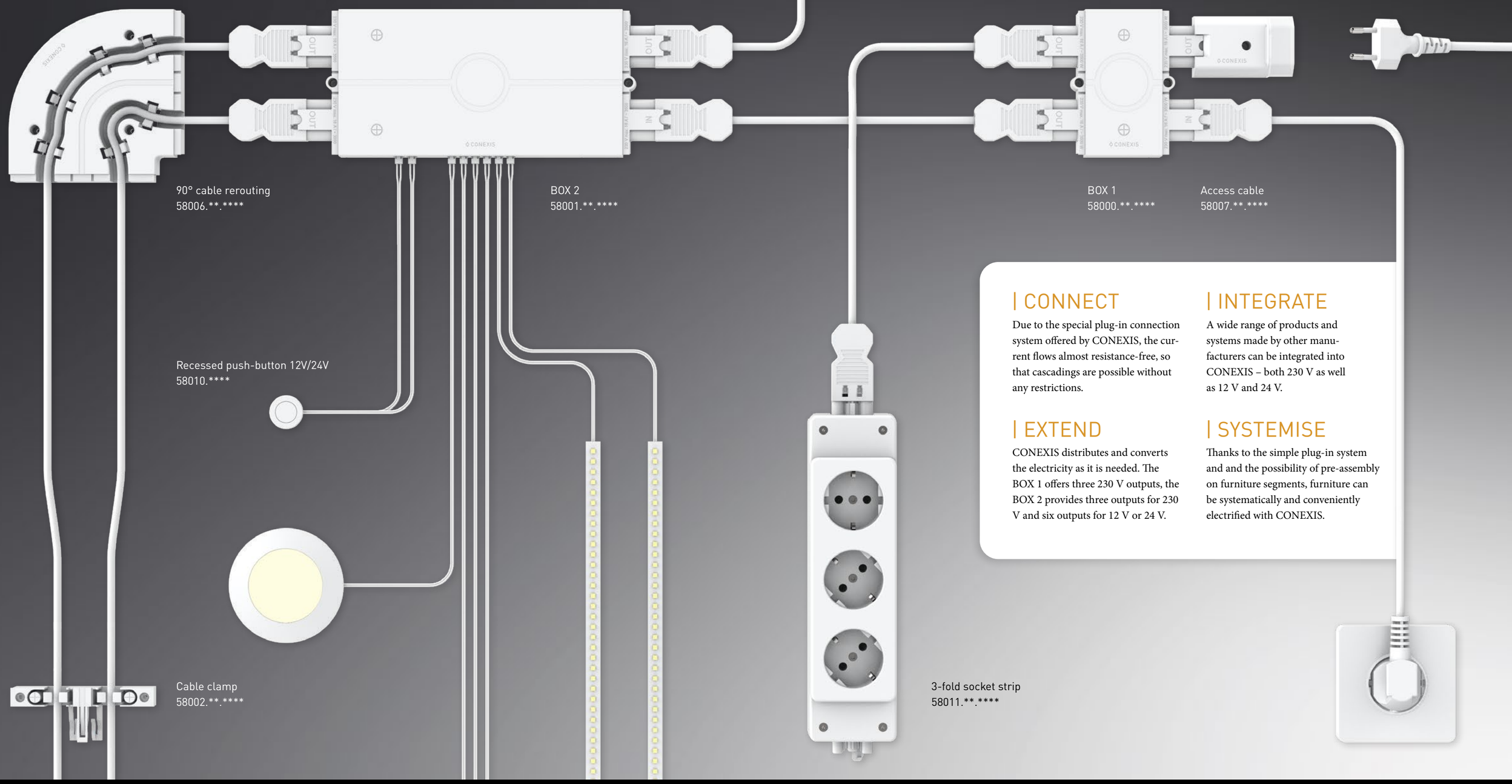

| CONNECT

Due to the special plug-in connection system offered by CONEXIS, the current flows almost resistance-free, so that cascadings are possible without any restrictions.

| INTEGRATE

A wide range of products and systems made by other manufacturers can be integrated into CONEXIS – both 230 V as well as 12 V and 24 V.

| EXTEND

CONEXIS distributes and converts the electricity as it is needed. The BOX 1 offers three 230 V outputs, the BOX 2 provides three outputs for 230 V and six outputs for 12 V or 24 V.

| SYSTEMISE

Thanks to the simple plug-in system and and the possibility of pre-assembly on furniture segments, furniture can be systematically and conveniently electrified with CONEXIS.

ELECTRICITY HAS NEVER BEEN SO EASY!

Safety

All parts of CONEXIS comply with the legal European protection and safety requirements. In addition, the connectors used offer a safe cascading of connections.

Simplicity

By systematically equipping furniture elements with CONEXIS, complex structures of the most diverse types of application, e.g. kitchens, can be mapped very easily according to the actual requirements. On the one hand this simplifies production, on the other hand it also simplifies the planning of electrification in the kitchen studio or for the furniture retailer.

Cost and time advantage

On the construction site, the electrified furniture elements are simply and quickly connected to each other with the plugs and then connected to the existing sockets. The system distributes the electricity precisely so that there is no need for a complex installation to be done by an electrician.

Formal quality

With CONEXIS all cabling done is automatically clean and safe. Visible cablings and supply lines, e.g. on wall cabinets, are concealed with cover profiles and end caps, which discreetly fit into the only 16 mm high system.

ATTENTION FIRE HAZARD!

If too many devices or even additional multiple plugs are connected to conventional mulitple plugs, they can quickly become overloaded. If the usual fuse protection of a **16 A circuit of 3680 W** is permanently exceeded, an unnoticed cable fire can quickly occur!

Precise planning and the safe plug connections offered by CONEXIS reduce this risk of overload.

Futhermore, the following applies as a rule of thumb: **Devices that require more than 2000 W of connected load must be protected by a separate circuit** (e.g. oven, dishwasher, induction hob).

An example of calculation:

CONNECTED DEVICES:

REFRIGERATOR	180W
+ MICROWAVE	800W
+ COFFEE MAKER	1500W
+ EXHAUST HOOD	500W
+ DISHWASHER	3400W
	= 6380W

-> AT LEAST TWO SEPARATE CIRCUITS

ELECTRIFICATION OF A KITCHEN WITH CONEXIS

CONEXIS is a power distribution system specially developed for kitchens, but also offers advantages in other furniture systems, e.g. in the office area or in shopfitting. Each individual furniture element is already systematically planned and equipped with CONEXIS during production. For example, the boxes required for power distribution and the cable ducts can already be pre-assembled on kitchen furniture elements. The CONEXIS elements can either be bonded to a piece of furniture or be fixed by using the version with integrated plastic dowels. The required cables can also be directly connected and be held in place by the cable clamps. The kitchen then only needs to be assembled on site and simply be powered by connecting the electrified parts to each other.

With precise pre-planning by a specialist trader it is even possible to dispense with time-consuming preparations by a certified electrician.

1. Power supply
2. BOX 1
3. End cap for cable feed
4. Cable clamp
5. Cover profile
6. 90° cable rerouting
7. BOX 2
8. Recessed push-button
9. Multiple sockets
10. End cap
11. Practical extension

confurn
living solutions

Electrification of a kitchen with CONEXIS

1 Power supply

Starting from a central point, electrification of the entire kitchen is possible with CONEXIS. Thanks to the long supply cables and the possibility to distribute electricity to devices and additional multiple sockets using the boxes 1 or 2, there is no need for complex planning of sockets in the walls anymore.

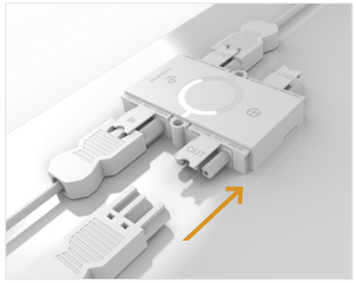

2 BOX 1

BOX 1 is connected to the power source with the access cable. From that point, the next furniture element to be electrified, e.g. the wall cabinet, can be connected using the CONEXIS BOX 2 for the installation of LED spots. BOX 1 offers the possibility to distribute the current to up to three 230 V outlets.

3 End cap for cable feed

With the end cap for the cable feed the plug connection to the BOX in the visible area can neatly be covered. The end cap is provided on both sides with prepared passages for the access cable, which simply and cleanly can be cut out on the required side.



4 Cable clamp

The cable clamps not only hold the pre-installed cables tight to the furniture segments during transport (see illustration), they also ensure orderly cable routing on the assembled piece of furniture. They are also used to fix the cover profiles which are simply clipped onto them.

5 Cover profile

Continuing cables in the visible area of wall cabinets can be covered with the cover profile. For this purpose the profile is cut to the required length and attached at its ends to the boxes via the connector or clamped to the cable routing. The cable clamps are also covered and stabilise the the cover over longer distances due to their clamping function. The flexible edges of the profiles compensate small irregulatities between the individual cabinet elements and even allow cables to be routed sideways.

6 90° cable rerouting

In the further course of laying the supply cables, these are safely guided along the corner without any strong bending thanks to the 90° cable rerouting. The cover profiles can also be clipped on directly.



7 BOX 2

Just like BOX 1, BOX 2 can also distribute the current to up to three 230 V outputs. In addition, it offers an integrated transformer with either 12 V or 24 V. BOX 2 is used, for example, to control the lighting of the wall and the base cabinets. Up to six LED spots or lighting strips can be connected to BOX 2 in order to illuminate the worktop or drawers. An additional connection is provided for a switch which can be used to switch the lighting on and off or for dimming.

8 Recessed push-button

Our recessed push-button with an installation depth of only 16 mm is discreetly integrated into the furniture element. Via touch function the lighting can be controlled and depending on the chosen equipment even dimmed with BOX 2 and the corresponding switch.



9 Multiple sockets

CONEXIS helps to supply the essential electrical appliances in the kitchen with power starting from the underside of the base units. 2-way and 3-way socket strips from the system's range of products are attached from below to the bottom of the furniture elements and also connected to the distributer boxes for power supply. The appliance plugs can now be plugged in and microwave, steam cooker, refrigerator, dishwasher, oven, etc. can be supplied with power. However, it is essential to ensure the correct fuse protection and number of the circuits. Furthermore, by using the elements of the CONEXIS system which are already pre-mounted at the furniture there will be no cables lying on the kitchen floor. This increases safety in the event of water damages.

10 End cap

Finally, at the end of the system the unused output contacts are neatly covered with the end cap. This means that they are no longer visible and well-protected from dirt.



11 Practical extension

The extension of the system, e.g. with a multiple socket strip for corners, is possible without any problems and thus offers a lot of possibilities for the design of the worktop.

The CONEXIS System

All components of our system are functional and have been developed in collaboration with a design studio. They are made of high-quality plastic materials. Due to the flat installation height of 16 mm and the possibility of cleanly covering the cables in the visible area, CONEXIS integrates itself discreetly into the kitchens's design.

BOX 1
58000

BOX 1 and BOX 2



BOX 2
58001 (12 V)

BOX 1 is the heart of the system. It can be used to optimally electrify the entire kitchen. It has one input and three outputs. If this is not enough, another BOX 1 can be connected without any problem, as cascading is no problem when using the CONEXIS plug-in connections. BOX 1 is available for bonding or with integrated plastic dowels. Both variants can additionally be screwed. The outputs are secured with cover caps in accordance with DIN VDE 0620-1 and 0620-2-1.

BOX 2 is the transformer. It offers the connection of up to six devices (e.g. lighting) being controlled by a separate switch slot. Depending on the requirements, it is available for 12 or 24 volt voltage transformation. In addition, the BOX 2, just like the BOX 1, distributes the 230 V power supply line to up to three 230 V outputs. Box 2 is also available in two versions: for bondingor with dowels. Both variants can additionally be screwed. The outputs are secured with cover caps in accordance with DIN VDE 0620-1 and 0620-2-1.

BOX 2
58001 (24 V)

Cable guides



Cable clamp
58002



90° cable rerouting
58006

Cable covers

End cap cable feed
58005

End cap BOX 1 and 2
58004

With the cable guides, the cables – already pre-installed – can properly be fixed to the furniture element and directed in the required directions. Where the visibility of the cables could disturb the optics, the cables can neatly be covered with cover profiles and end caps to close openings at the ends. The cable clamps and cable reroutings are offered in versions for bonding or with dowels. Both variants can additionally be screwed.

The end caps of the cable covers conceal the feed connection at the beginning or the unused outputs of the boxes at the end of the system. The cover profile is cut to the required dimensions and clipped between the boxes or the cable rerouting as well as above the cable clamp. Thus, it neatly conceals the cabling in the visible area (e.g. on wall cabinets).

Cover profile: 2,5 m length
58003

Access and connection cable

The access cable is available with the plug version Schuko DE/BEK or the UK version and supplies the system with power simply and centrally via the socket.



Access cable
58007



Connection cable
58008

The connecting cables are used to interconnect the boxes for power distribution. In addition, adapters and multiple sockets can also be connected to the system. This means that all appliances can be supplied with 230 V and be integrated into the system. The special CONEXIS 3-pole plug connection eliminates cascading effects and allows an unlimited number of connections.

Push-button switches

The push-button switches can be used to control the 12 V/24 V outputs of BOX 2 – when using the suface-mounted push-button even invisibly as it reacts through up to 19 mm thick panels to a slightest touch. Thus it can invisibly be placed in e.g. cabinets. Both push-button switches are also available with dimming and memory function.

Recessed push-button 12V/24V
58010



Surface-mounted push-button 12V/24V
58013

Adapter and sockets

Adapter for Euro flat connector
58009

The adapter for Euro flat connector comes in an extremely flat design. This allows to connect appliances in areas where only little space is available.



Cable with single socket
58014

Schuko single connection cables are designed for connecting individual appliances and can easily be fixed with the croco clamps underneath the bottom of the cabinet.

The multiple socket strips are usually installed invisibly behind the trim panel of the kitchen plinth. They can be attached to the cabinet's bottom or at the side panels either with screws or with glue.



2x socket strip
58012

3x socket strip
58011

CONEXIS – at a glance

	Art.No.	Article description	PU
	58000.00.0229	CONEXIS BOX 1 with dowel Distribution box with GST plug connectors, current input: 1 x GST 18/3 230 V, 16 A, ≈ 3500 W, current output: 3 x GST 18/3 230 V, 16 A, total ≈ 3500 W, box material: ABS PC white uni RAL 9016, Dimensions: H 16 mm x W 62 mm x D 100 mm, version for dowelling, can additionally be screwed	1
	58000.01.0229	CONEXIS BOX 1 self-adhesive Distribution box with GST connectors, current input: 1 x GST 18/3 230 V, 16 A, ≈ 3500 W, current output: 3 x GST 18/3 230 V, 16 A, total ≈ 3500 W, box material: ABS PC white uni RAL 9016, Dimensions: H 16 mm x W 62 mm x D 100 mm, fitted with double-sided adhesive tape, can additionally be screwed	1
	58001.00.0229	CONEXIS BOX 2 with dowels Mini AMP 12 V, DIM Distribution box with GST connectors and transformer, current input: 1 x GST 18/3 230 V, 16 A, ≈ 3500 W, current output: 3 x GST 18/3 230 V, 16 A, total ≈ 3500 W, 6 x Mini AMP 12 V, 0-2.50 A, total 30 W, incl. slot for switch with dimming function, box material: ABS PC white uni RAL 9016, dimensions: H 16 mm x W 202 mm x D 100 mm, version for dowelling, can additionally be screwed	1
	58001.01.0229	CONEXIS BOX 2 with dowels Mini CON 24 V, DIM Distribution box with GST connectors and transformer, current input: 1 x GST 18/3 230 V, 16 A, ≈ 3500 W, current output: 3 x GST 18/3 230 V, 16 A, total ≈ 3500 W, 6 x Mini CON 24 V, 0-1.25 A, total 30 W, incl. slot for switch with dimming function, box material: ABS PC white uni RAL 9016, dimensions: H 16 mm x W 202 mm x D 100 mm, version for dowelling, can additionally be screwed	1
	58001.02.0229	CONEXIS BOX 2 self-adhesive Mini AMP 12 V, DIM Distribution box with GST connectors and transformer, current input: 1 x GST 18/3 230 V, 16 A, ≈ 3500 W, current output: 3 x GST 18/3 230 V, 16 A, total ≈ 3500 W, 6 x Mini AMP 12 V, 0-2.50 A, total 30 W, incl. slot for switch with dimming function, box material: ABS PC white uni RAL 9016, dimensions: H 16 mm x W 202 mm x D 100 mm, fitted with double-sided adhesive tape, can additionally be screwed	1
	58001.03.0229	CONEXIS BOX 2 self-adhesive Mini CON 24 V, DIM Distribution box with GST connectors and transformer, current input: 1 x GST 18/3 230 V, 16 A, ≈ 3500 W, current output: 3 x GST 18/3 230 V, 16 A, total ≈ 3500 W, 6 x Mini CON 24 V, 0-1.25 A, total 30 W, incl. slot for switch with dimming function, box material: ABS PC white uni RAL 9016, dimensions: H 16 mm x W 202 mm x D 100 mm, fitted with double-sided adhesive tape, can additionally be screwed	1
	58002.00.0229	CONEXIS Cable clamp with dowels Cable clamp for dowelling, material: ABS PC white uni RAL 9016, can additionally be screwed	10
	58002.01.0229	CONEXIS Cable clamp self-adhesive Cable clamp, material: ABS PC white uni RAL 9016, fitted with double-sided adhesive tape, can additionally be screwed	10

CONEXIS – at a glance

	Art.No.	Article description	PU
	58003.0229-2500	CONEXIS Cover profile Length: 2,5 m, material: ABS PC white uni RAL 9016	12
	58004.0229	CONEXIS End cap BOX 1 and 2 Material: ABS PC white uni RAL 9016	10
	58005.0229	CONEXIS End cap for cable feed Cable feed right/left possible, material: ABS PC white uni RAL 9016	10
	58006.00.0229	CONEXIS 90° cable rerouting with dowels 90° cable rerouting for dowelling, material: ABS PC white uni RAL 9016, can additionally be screwed	10
	58006.01.0229	CONEXIS 90° cable rerouting self-adhesive 90° cable rerouting, material: ABS PC white uni RAL 9016, fitted with double-sided adhesive tape, can additionally be screwed	10
	58007.00.0010-1000	CONEXIS Access cable Schuko DE and BEK, length: 1 m GST feeder cable with plug, version Schuko DE and BEK, 230 V, 16 A, white uni	10
	58007.00.0010-2000	CONEXIS Access cable Schuko DE and BEK, length: 2 m GST feeder cable with plug, version Schuko DE and BEK, 230 V, 16 A, white uni	10
	58007.00.0010-3000	CONEXIS Access cable Schuko DE and BEK, length: 3 m GST feeder cable with plug, version Schuko DE and BEK, 230 V, 16 A, white uni	10
	58007.01.0010-3000	CONEXIS Access cable UK, length: 3 m GST feeder cable with plug, UK version, 230 V, 16 A, white uni	10

Subjet to technical modifications and errors.

CONEXIS – at a glance

	Art.No.	Article description	PU
	58008.0010-1000	CONEXIS connection cable, length: 1 m GST connection cable 230 V, 16 A, white uni	10
	58008.0010-2000	CONEXIS connection cable, length: 2 m GST connection cable 230 V, 16 A, white uni	10
	58008.0010-3000	CONEXIS connection cable, length: 3 m GST connection cable 230 V, 16 A, white uni	10
	58010.00.0010	CONEXIS Recessed push-button, white uni, DIM Push-button/switch for LED 12 V / 24 V, connector Mini AMP 0-24 V	1
	58010.00.0083	CONEXIS Recessed push-button, painted RAL 9006, DIM Push-button/switch for LED 12 V / 24 V, connector Mini AMP 0-24 V	1
	58010.01.0010	CONEXIS Recessed push-button, white uni, ON/OFF Push-button/switch for LED 12 V / 24 V, connector Mini AMP 0-24 V	1
	58010.01.0083	CONEXIS Recessed push-button, painted RAL 9006, ON/OFF Push-button/switch for LED 12 V / 24 V, connector Mini AMP 0-24 V	1
	58013.00.0010	CONEXIS Surface-mounted push-button, white uni, DIM Push-button/switch for LED 12 V / 24 V, connector Mini AMP 0-24 V	1
	58013.01.0010	CONEXIS Surface-mounted push-button, white uni, ON/OFF Push-button/switch for LED 12 V / 24 V, connector Mini AMP 0-24 V	1
	58014.00.0010-3000	CONEXIS Single connection cable Schuko DE, length: 3 m GST connection cable, 1 x Schuko DE, 230 V, 16 A, ≈ 3500 W, white uni	10

CONEXIS – at a glance

	Art.No.	Article description	PU
	58009.0229	CONEXIS Adapter for Euro flat connector Adapter GST/Euro flat connector 230 V, 16 A, material: ABS PC white uni RAL 9016	10
	58011.00.0010	CONEXIS Multiple socket strip 3x Schuko DE Netbox M 3x with GST connectors, 3 x Schuko DE (diagonal), 3 x 230 V, 16 A, total ≈ 3500 W, white uni, fitted with double-sided adhesive tape, can additionally be screwed	1
	58011.01.0010	CONEXIS Multiple socket strip 3x BEK Netbox M 3x with GST connectors, 3x BEK (diagonal), 3 x 230 V, 16 A, total ≈ 3500 W, white uni, fitted with double-sided adhesive tape, can additionally be screwed	1
	58012.00.0010	CONEXIS Multiple socket strip 2x Schuko DEi Netbox M 2x with GST connectors, 2 x Schuko DE (diagonal), 2 x 230 V, 16 A, total ≈ 3500 W, white uni, fitted with double-sided adhesive tape, can additionally be screwed	1
	58012.01.0010	CONEXIS Multiple socket strip 2x BEK Netbox M 2x with GST connectors, 2 x BEK (diagonal), 2 x 230V, 16 A, total ≈ 3500 W, white uni, fitted with double-sided adhesive tape, can additionally be screwed	1

CONEXIS – well-proven quality

All CONEXIS products comply with the protection and safety requirements of nationally and internationally harmonised standards and directives and even beyond.

A major part of the materials we use in production can be recycled.

In accordance with the requirements of RoHS directive, hazardous substances for man and the environment are avoided in our products.

We manufacture our products according to the European directives with regard to the compliance with the basic legal requirements for health, environmental and consumer protection as well as safety.

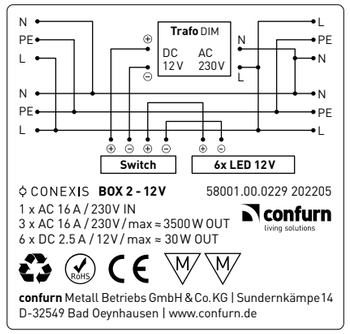

Our BOXES 1 and 2 are labelled with all important information for trade, craftsmen and consumers.

confurn
living solutions

CON_SVS_213_EN

confurn | living solutions
Sundernkämpe 14 | D-32549 Bad Oeynhausen
Phone +49 5734 9609-0 | Fax +49 5734 9609-87
www.confurn.de | conexis@confurn.de

confurn
living solutions